

2019 Summary by school

School	Cherry Tree Primary School	DfE	2132	School Type	Primary
District	Colchester	Latest (short)			
SLIS Partnership		Latest (full)	02/05/18		
Academy Status	Sponsored	Previous (full)	3		
Academy Sponsor	Connected Learning		28/03/14		
Trust Name	CONNECTED LEARNING		4		

2019 cohorts

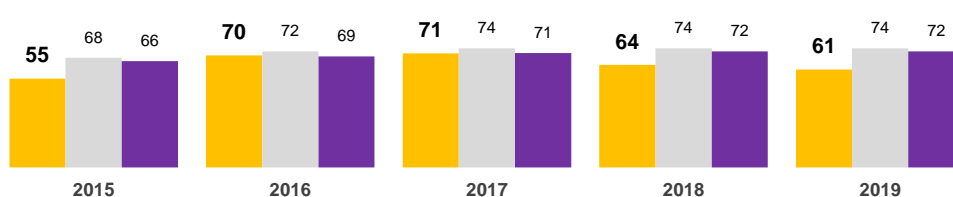
Whole school		EYFS	Yr 1 Phonics	KS1	KS2 (RWM)
Pupils	166	28	19	27	21
% Pupil Premium	25.3%	3.6%	5.3%	3.7%	4.8%

Colour key for all graphs

School	Essex	England
---------------	--------------	----------------

Early Years Foundation Stage

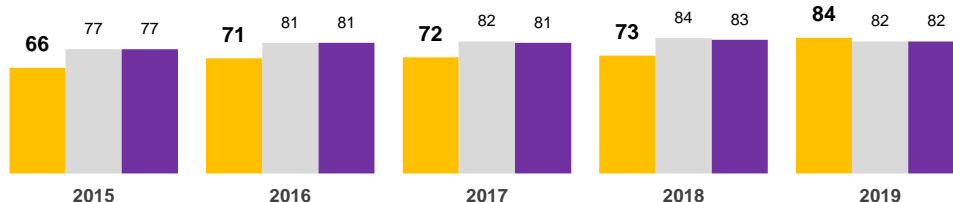
% achieving a Good Level of Development



2019 data collected from schools and processed in NEXUS. England data is based on an emerging average from NEXUS as at July 2019.

Year 1 Phonics

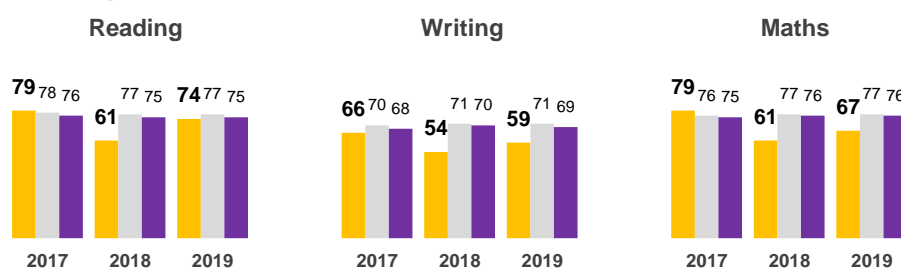
% working at the required level



2019 data collected from schools and processed in NEXUS. England data is based on an emerging average from NEXUS as at July 2019.

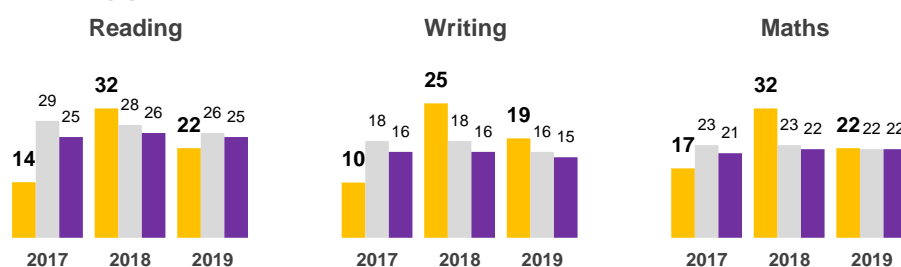
Key Stage 1

% achieving at least expected standard



2019 data collected from schools and processed in NEXUS. England data is based on an emerging average from NEXUS as at July 2019.

% achieving greater depth



Key Stage 2

% achieving at least expected standard

School moderated in 2019

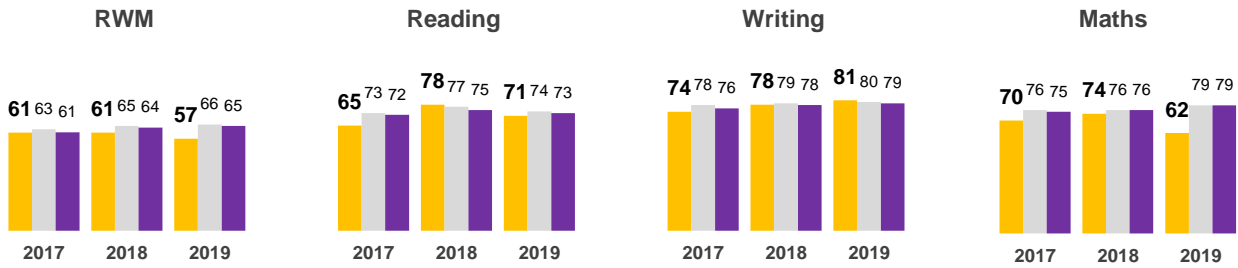
No

School moderated in 2019

Coasting in 2017 & 2018

No

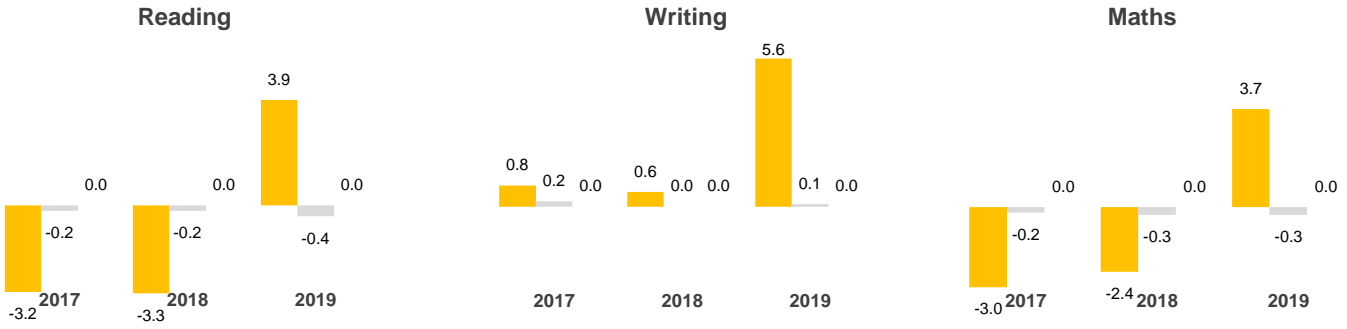
Yes



KS1-2 progress scores (2018 based on emerging figures only)

Average KS1 points score

17.2



sig- sig-

sig+

no sig

no sig

sig+

sig- sig-

sig+

2019 data as published by DfE 9th July. Progress data based on emerging figures from LA uploads to NEXUS.
 Axis range fixed at -6 to +6. Values outside of this range will not display actual score.
 Statistical significance compares school performance against national.